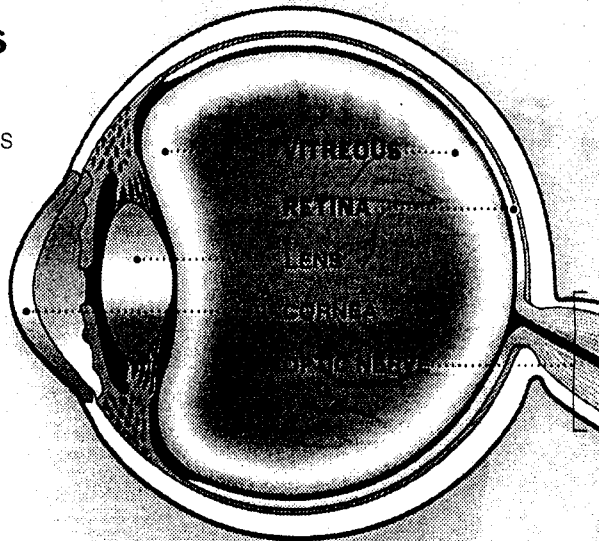


Unidentified Floating Objects

The jelly-like vitreous makes up about 80 percent of the eye's volume. Transparent and lying against the retina, it permits light to reach the retina.

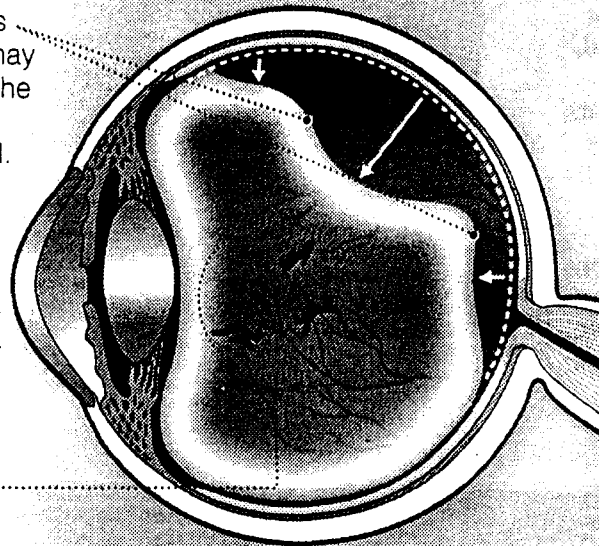
The retina converts light into electrical impulses carried to the brain by the optic nerve.



POSTERIOR VITREOUS DETACHMENT

As people age, the vitreous liquifies and shrinks, and may pull away from the retina. The person may see flashes of light as the retina is tugged.

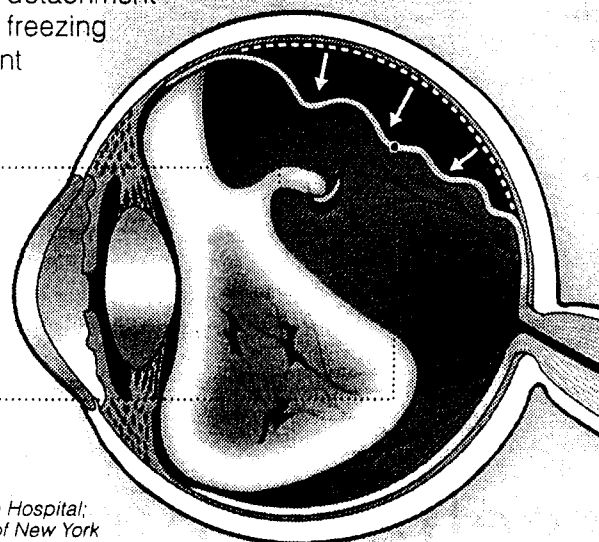
Floater, small bits of tissue pulled off the optic nerve, may remain attached to the vitreous and appear as cobwebs or bugs floating in the person's vision. They may be annoying but do not generally impair eyesight.



SERIOUS COMPLICATIONS

About 10 percent of vitreous detachments may cause retinal tears, which may lead to a retinal detachment and loss of vision. Laser or freezing treatments can often prevent retinal detachment.

A **retinal tear** occurs when the vitreous tears the retina as it shrinks. If untreated, it may cause a **retinal detachment** as the liquified vitreous leaks through the tear and moves behind the retina.



Source: Dr. William Tasman, Wills Eye Hospital; Vitreous-Retina-Macula Consultants of New York